



Location: CMA1b - Oil St Community Liaison Centre

Report on 24-hour TSP monitoring

Action Level ( $\mu\text{g}/\text{m}^3$ ) - 176.7

Limit Level ( $\mu\text{g}/\text{m}^3$ ) - 260

| Date      | Sampling Time | Weather Condition | Filter paper no. | Filter Weight, g |        | Elapse Time, hr |         | Sampling Time, hr | Flow Rate, $\text{m}^3/\text{min}$ |                 |         | Total Volume, $\text{m}^3$ | TSP Level, $\mu\text{g}/\text{m}^3$ |
|-----------|---------------|-------------------|------------------|------------------|--------|-----------------|---------|-------------------|------------------------------------|-----------------|---------|----------------------------|-------------------------------------|
|           |               |                   |                  | Initial          | Final  | Initial         | Final   |                   | Initial, $Q_{si}$                  | Final, $Q_{sf}$ | Average |                            |                                     |
| 30-Apr-11 | 08:00         | Fine              | 000339           | 2.7333           | 2.9180 | 9206.00         | 9230.00 | 24.00             | 1.23                               | 1.23            | 1.23    | 1774                       | 104                                 |
| 06-May-11 | 08:00         | Fine              | 000190           | 2.7439           | 2.8793 | 9233.00         | 9257.00 | 24.00             | 1.21                               | 1.21            | 1.21    | 1749                       | 77                                  |
| 12-May-11 | 08:00         | Fine              | 000490           | 2.7656           | 2.8888 | 9260.00         | 9284.00 | 24.00             | 1.12                               | 1.12            | 1.12    | 1614                       | 76                                  |
| 18-May-11 | 08:00         | Fine              | 000240           | 2.7466           | 2.8989 | 9287.00         | 9311.00 | 24.00             | 1.19                               | 1.19            | 1.19    | 1712                       | 89                                  |
| 24-May-11 | 09:00         | Fine              | 000497           | 2.7627           | 2.8422 | 9314.00         | 9338.00 | 24.00             | 1.22                               | 1.22            | 1.22    | 1756                       | 45                                  |

Report on 1-hour TSP monitoring

Action Level ( $\mu\text{g}/\text{m}^3$ ) - 320.1

Limit Level ( $\mu\text{g}/\text{m}^3$ ) - 500

| Date      | Sampling Time | Weather Condition | Filter paper no. | Filter Weight, g |        | Elapse Time, hr |         | Sampling Time, hr | Flow Rate, $\text{m}^3/\text{min}$ |                 |         | Total Volume, $\text{m}^3$ | TSP Level, $\mu\text{g}/\text{m}^3$ |
|-----------|---------------|-------------------|------------------|------------------|--------|-----------------|---------|-------------------|------------------------------------|-----------------|---------|----------------------------|-------------------------------------|
|           |               |                   |                  | Initial          | Final  | Initial         | Final   |                   | Initial, $Q_{si}$                  | Final, $Q_{sf}$ | Average |                            |                                     |
| 03-May-11 | 08:00         | Fine              | 000115           | 2.8205           | 2.8344 | 9230.00         | 9231.00 | 1.00              | 0.99                               | 0.99            | 0.99    | 59                         | 234                                 |
| 03-May-11 | 09:00         | Fine              | 000105           | 2.8119           | 2.8197 | 9231.00         | 9232.00 | 1.00              | 0.89                               | 0.99            | 0.94    | 56                         | 138                                 |
| 03-May-11 | 11:00         | Fine              | 000106           | 2.8210           | 2.8307 | 9232.00         | 9233.00 | 1.00              | 1.22                               | 1.22            | 1.22    | 73                         | 132                                 |
| 07-May-11 | 10:20         | Fine              | 000369           | 2.7399           | 2.7577 | 9257.00         | 9258.00 | 1.00              | 1.21                               | 1.21            | 1.21    | 73                         | 244                                 |
| 07-May-11 | 13:00         | Fine              | 000488           | 2.7806           | 2.7956 | 9258.00         | 9259.00 | 1.00              | 1.21                               | 1.21            | 1.21    | 73                         | 206                                 |
| 07-May-11 | 14:00         | Fine              | 000103           | 2.7993           | 2.8070 | 9259.00         | 9260.00 | 1.00              | 0.98                               | 0.98            | 0.98    | 59                         | 131                                 |
| 13-May-11 | 09:45         | Rainy             | 000491           | 2.7711           | 2.7780 | 9284.00         | 9285.00 | 1.00              | 1.22                               | 1.22            | 1.22    | 73                         | 95                                  |
| 13-May-11 | 10:49         | Rainy             | 000493           | 2.7753           | 2.7853 | 9285.00         | 9286.00 | 1.00              | 1.22                               | 1.22            | 1.22    | 73                         | 137                                 |
| 13-May-11 | 11:52         | Rainy             | 000239           | 2.7568           | 2.7662 | 9286.00         | 9287.00 | 1.00              | 1.22                               | 1.22            | 1.22    | 73                         | 129                                 |
| 19-May-11 | 09:00         | Fine              | 000495           | 2.7499           | 2.7609 | 9311.00         | 9312.00 | 1.00              | 1.21                               | 1.22            | 1.21    | 73                         | 151                                 |
| 19-May-11 | 10:15         | Fine              | 000152           | 2.7720           | 2.7823 | 9312.00         | 9313.00 | 1.00              | 1.21                               | 1.22            | 1.21    | 73                         | 141                                 |
| 19-May-11 | 13:00         | Fine              | 000154           | 2.7802           | 2.7898 | 9313.00         | 9314.00 | 1.00              | 1.21                               | 1.22            | 1.21    | 73                         | 132                                 |
| 25-May-11 | 09:10         | Fine              | 000579           | 2.7979           | 2.8033 | 9338.00         | 9339.00 | 1.00              | 1.24                               | 1.22            | 1.23    | 74                         | 73                                  |
| 25-May-11 | 10:15         | Fine              | 000576           | 2.8018           | 2.8074 | 9339.00         | 9340.00 | 1.00              | 1.22                               | 1.22            | 1.22    | 73                         | 77                                  |
| 25-May-11 | 13:00         | Fine              | 000577           | 2.7949           | 2.8001 | 9340.00         | 9341.00 | 1.00              | 1.17                               | 1.15            | 1.16    | 70                         | 75                                  |



Location: CMA2a - Causeway Bay Community Centre

Report on 24-hour TSP monitoring

Action Level ( $\mu\text{g}/\text{m}^3$ ) - 169.5

Limit Level ( $\mu\text{g}/\text{m}^3$ ) - 260

| Date      | Sampling Time | Weather Condition | Filter paper no. | Filter Weight, g |        | Elapse Time, hr |          | Sampling Time, hr | Flow Rate, $\text{m}^3/\text{min}$ |                 |         | Total Volume, $\text{m}^3$ | TSP Level, $\mu\text{g}/\text{m}^3$ |
|-----------|---------------|-------------------|------------------|------------------|--------|-----------------|----------|-------------------|------------------------------------|-----------------|---------|----------------------------|-------------------------------------|
|           |               |                   |                  | Initial          | Final  | Initial         | Final    |                   | Initial, $Q_{si}$                  | Final, $Q_{sf}$ | Average |                            |                                     |
| 30-Apr-11 | 08:00         | Fine              | 000338           | 2.7647           | 2.9490 | 13613.01        | 13637.01 | 24.00             | 1.53                               | 1.53            | 1.53    | 2210                       | 83                                  |
| 06-May-11 | 08:00         | Fine              | 000189           | 2.7511           | 2.8312 | 13640.01        | 13664.01 | 24.00             | 1.47                               | 1.47            | 1.47    | 2115                       | 38                                  |
| 12-May-11 | 08:00         | Fine              | 000350           | 2.7210           | 2.8281 | 13667.01        | 13691.01 | 24.00             | 1.49                               | 1.50            | 1.49    | 2149                       | 50                                  |
| 18-May-11 | 08:00         | Fine              | 000176           | 2.7431           | 2.8836 | 13694.01        | 13718.01 | 24.00             | 1.52                               | 1.51            | 1.51    | 2180                       | 64                                  |
| 24-May-11 | 08:00         | Fine              | 000496           | 2.7638           | 2.8598 | 13721.01        | 13745.01 | 24.00             | 1.48                               | 1.52            | 1.50    | 2157                       | 45                                  |

Report on 1-hour TSP monitoring

Action Level ( $\mu\text{g}/\text{m}^3$ ) - 323.4

Limit Level ( $\mu\text{g}/\text{m}^3$ ) - 500

| Date      | Sampling Time | Weather Condition | Filter paper no. | Filter Weight, g |        | Elapse Time, hr |          | Sampling Time, hr | Flow Rate, $\text{m}^3/\text{min}$ |                 |         | Total Volume, $\text{m}^3$ | TSP Level, $\mu\text{g}/\text{m}^3$ |
|-----------|---------------|-------------------|------------------|------------------|--------|-----------------|----------|-------------------|------------------------------------|-----------------|---------|----------------------------|-------------------------------------|
|           |               |                   |                  | Initial          | Final  | Initial         | Final    |                   | Initial, $Q_{si}$                  | Final, $Q_{sf}$ | Average |                            |                                     |
| 03-May-11 | 08:00         | Fine              | 000188           | 2.7521           | 2.7597 | 13637.01        | 13638.01 | 1.00              | 1.60                               | 1.60            | 1.60    | 96                         | 79                                  |
| 03-May-11 | 09:00         | Fine              | 000114           | 2.8160           | 2.8242 | 13638.01        | 13639.01 | 1.00              | 1.53                               | 1.53            | 1.53    | 92                         | 89                                  |
| 03-May-11 | 10:00         | Fine              | 000116           | 2.8053           | 2.8139 | 13639.01        | 13640.01 | 1.00              | 1.48                               | 1.48            | 1.48    | 89                         | 97                                  |
| 07-May-11 | 10:07         | Fine              | 000368           | 2.7445           | 2.7530 | 13664.01        | 13665.01 | 1.00              | 1.59                               | 1.59            | 1.59    | 95                         | 89                                  |
| 07-May-11 | 13:00         | Fine              | 000489           | 2.7656           | 2.7742 | 13665.01        | 13666.01 | 1.00              | 1.47                               | 1.47            | 1.47    | 88                         | 98                                  |
| 07-May-11 | 14:00         | Fine              | 000104           | 2.7930           | 2.8007 | 13666.01        | 13667.01 | 1.00              | 1.49                               | 1.49            | 1.49    | 90                         | 86                                  |
| 13-May-11 | 09:00         | Rainy             | 000498           | 2.7625           | 2.7691 | 13691.01        | 13692.01 | 1.00              | 1.47                               | 1.47            | 1.47    | 88                         | 75                                  |
| 13-May-11 | 10:00         | Rainy             | 000492           | 2.7608           | 2.7677 | 13692.01        | 13693.01 | 1.00              | 1.47                               | 1.47            | 1.47    | 88                         | 78                                  |
| 13-May-11 | 11:00         | Rainy             | 000238           | 2.7389           | 2.7489 | 13693.01        | 13694.01 | 1.00              | 1.47                               | 1.47            | 1.47    | 88                         | 113                                 |
| 19-May-11 | 08:15         | Fine              | 000151           | 2.7553           | 2.7655 | 13718.01        | 13719.01 | 1.00              | 1.47                               | 1.47            | 1.47    | 88                         | 116                                 |
| 19-May-11 | 10:00         | Fine              | 000153           | 2.7617           | 2.7716 | 13719.01        | 13720.01 | 1.00              | 1.47                               | 1.47            | 1.47    | 88                         | 113                                 |
| 19-May-11 | 11:00         | Fine              | 000155           | 2.7760           | 2.7869 | 13720.01        | 13721.01 | 1.00              | 1.47                               | 1.47            | 1.47    | 88                         | 124                                 |
| 25-May-11 | 09:25         | Cloudy            | 000578           | 2.7952           | 2.8021 | 13745.01        | 13746.01 | 1.00              | 1.52                               | 1.52            | 1.52    | 91                         | 76                                  |
| 25-May-11 | 10:40         | Cloudy            | 000574           | 2.7878           | 2.7966 | 13746.01        | 13747.01 | 1.00              | 1.52                               | 1.52            | 1.52    | 91                         | 96                                  |
| 25-May-11 | 13:00         | Cloudy            | 000505           | 2.7771           | 2.7842 | 13747.01        | 13748.01 | 1.00              | 1.47                               | 1.52            | 1.50    | 90                         | 79                                  |



Location: CMA3a - CWB PRE Site Office Area

Report on 24-hour TSP monitoring  
 Action Level ( $\mu\text{g}/\text{m}^3$ ) - 171  
 Limit Level ( $\mu\text{g}/\text{m}^3$ ) - 260

| Date      | Sampling Time | Weather Condition | Filter paper no. | Filter Weight, g |        | Elapse Time, hr |         | Sampling Time, hr | Flow Rate, $\text{m}^3/\text{min}$ |                 |         | Total Volume, $\text{m}^3$ | TSP Level, $\mu\text{g}/\text{m}^3$ |
|-----------|---------------|-------------------|------------------|------------------|--------|-----------------|---------|-------------------|------------------------------------|-----------------|---------|----------------------------|-------------------------------------|
|           |               |                   |                  | Initial          | Final  | Initial         | Final   |                   | Initial, $Q_{si}$                  | Final, $Q_{sf}$ | Average |                            |                                     |
| 30-Apr-11 | 08:00         | Fine              | 000222           | 2.7235           | 2.9126 | 9521.17         | 9545.17 | 24.00             | 1.43                               | 1.43            | 1.43    | 2066                       | 92                                  |
| 06-May-11 | 08:00         | Fine              | 000460           | 2.7498           | 2.8535 | 9548.17         | 9572.17 | 24.00             | 1.46                               | 1.46            | 1.46    | 2106                       | 49                                  |
| 12-May-11 | 08:00         | Fine              | 000374           | 2.7435           | 2.8725 | 9575.17         | 9599.17 | 24.00             | 1.48                               | 1.49            | 1.49    | 2140                       | 60                                  |
| 18-May-11 | 08:00         | Fine              | 000563           | 2.7883           | 2.9396 | 9602.17         | 9626.17 | 24.00             | 1.51                               | 1.51            | 1.51    | 2172                       | 70                                  |
| 24-May-11 | 08:00         | Fine              | 000534           | 2.8010           | 2.9076 | 9629.17         | 9653.17 | 24.00             | 1.54                               | 1.54            | 1.54    | 2219                       | 48                                  |

Report on 1-hour TSP monitoring  
 Action Level ( $\mu\text{g}/\text{m}^3$ ) - 311.3  
 Limit Level ( $\mu\text{g}/\text{m}^3$ ) - 500

| Date      | Sampling Time | Weather Condition | Filter paper no. | Filter Weight, g |        | Elapse Time, hr |         | Sampling Time, hr | Flow Rate, $\text{m}^3/\text{min}$ |                 |         | Total Volume, $\text{m}^3$ | TSP Level, $\mu\text{g}/\text{m}^3$ |
|-----------|---------------|-------------------|------------------|------------------|--------|-----------------|---------|-------------------|------------------------------------|-----------------|---------|----------------------------|-------------------------------------|
|           |               |                   |                  | Initial          | Final  | Initial         | Final   |                   | Initial, $Q_{si}$                  | Final, $Q_{sf}$ | Average |                            |                                     |
| 03-May-11 | 10:00         | Fine              | 000234           | 2.7423           | 2.7513 | 9545.17         | 9546.17 | 1.00              | 1.43                               | 1.43            | 1.43    | 86                         | 105                                 |
| 03-May-11 | 11:00         | Fine              | 000279           | 2.7438           | 2.7534 | 9546.17         | 9547.17 | 1.00              | 1.43                               | 1.43            | 1.43    | 86                         | 111                                 |
| 03-May-11 | 13:00         | Fine              | 000210           | 2.7369           | 2.7477 | 9547.17         | 9548.17 | 1.00              | 1.43                               | 1.43            | 1.43    | 86                         | 125                                 |
| 07-May-11 | 08:45         | Fine              | 000388           | 2.7607           | 2.7685 | 9572.17         | 9573.17 | 1.00              | 1.46                               | 1.46            | 1.46    | 88                         | 89                                  |
| 07-May-11 | 09:52         | Fine              | 000367           | 2.7480           | 2.7574 | 9573.17         | 9574.17 | 1.00              | 1.49                               | 1.49            | 1.49    | 89                         | 105                                 |
| 07-May-11 | 13:00         | Fine              | 000373           | 2.7412           | 2.7507 | 9574.17         | 9575.17 | 1.00              | 1.46                               | 1.46            | 1.46    | 88                         | 108                                 |
| 13-May-11 | 10:25         | Rainy             | 000494           | 2.7640           | 2.7747 | 9599.17         | 9600.17 | 1.00              | 1.49                               | 1.49            | 1.49    | 89                         | 120                                 |
| 13-May-11 | 14:20         | Rainy             | 000567           | 2.7869           | 2.8064 | 9600.17         | 9601.17 | 1.00              | 1.49                               | 1.49            | 1.49    | 89                         | 218                                 |
| 13-May-11 | 16:55         | Rainy             | 000565           | 2.7814           | 2.7930 | 9601.17         | 9602.17 | 1.00              | 1.49                               | 1.49            | 1.49    | 89                         | 130                                 |
| 19-May-11 | 10:12         | Fine              | 000393           | 2.7402           | 2.7512 | 9626.17         | 9627.17 | 1.00              | 1.39                               | 1.39            | 1.39    | 83                         | 132                                 |
| 19-May-11 | 13:55         | Fine              | 000530           | 2.7997           | 2.8103 | 9627.17         | 9628.17 | 1.00              | 1.39                               | 1.39            | 1.39    | 83                         | 127                                 |
| 19-May-11 | 16:55         | Fine              | 000532           | 2.8289           | 2.8395 | 9628.17         | 9629.17 | 1.00              | 1.39                               | 1.43            | 1.41    | 85                         | 125                                 |
| 25-May-11 | 09:40         | Fine              | 000465           | 2.7695           | 2.7787 | 9653.17         | 9654.17 | 1.00              | 1.52                               | 1.52            | 1.52    | 91                         | 101                                 |
| 25-May-11 | 10:45         | Fine              | 000470           | 2.7788           | 2.7893 | 9654.17         | 9655.17 | 1.00              | 1.52                               | 1.52            | 1.52    | 91                         | 116                                 |
| 25-May-11 | 13:00         | Fine              | 000472           | 2.8075           | 2.8158 | 9655.17         | 9656.17 | 1.00              | 1.52                               | 1.52            | 1.52    | 91                         | 91                                  |



Location: CMA4a - SPCA

Report on 24-hour TSP monitoring  
Action Level ( $\mu\text{g}/\text{m}^3$ ) - 171.2  
Limit Level ( $\mu\text{g}/\text{m}^3$ ) - 260

| Date      | Sampling Time | Weather Condition | Filter paper no. | Filter Weight, g |        | Elapse Time, hr |          | Sampling Time, hr | Flow Rate, $\text{m}^3/\text{min}$ |                 |         | Total Volume, $\text{m}^3$ | TSP Level, $\mu\text{g}/\text{m}^3$ |
|-----------|---------------|-------------------|------------------|------------------|--------|-----------------|----------|-------------------|------------------------------------|-----------------|---------|----------------------------|-------------------------------------|
|           |               |                   |                  | Initial          | Final  | Initial         | Final    |                   | Initial, $Q_{si}$                  | Final, $Q_{sf}$ | Average |                            |                                     |
| 30-Apr-11 | 08:00         | Fine              | 000219           | 2.7197           | 2.8860 | 13075.50        | 13099.50 | 24.00             | 1.25                               | 1.25            | 1.25    | 1796                       | 93                                  |
| 06-May-11 | 08:00         | Fine              | 000375           | 2.7547           | 2.8099 | 13102.50        | 13126.50 | 24.00             | 1.28                               | 1.28            | 1.28    | 1838                       | 30                                  |
| 12-May-11 | 08:00         | Fine              | 000433           | 2.8197           | 2.9146 | 13129.50        | 13153.50 | 24.00             | 1.27                               | 1.28            | 1.28    | 1836                       | 52                                  |
| 18-May-11 | 08:00         | Fine              | 000564           | 2.7727           | 2.8975 | 13156.50        | 13180.50 | 24.00             | 1.25                               | 1.25            | 1.25    | 1798                       | 69                                  |
| 24-May-11 | 08:00         | Fine              | 000535           | 2.8005           | 2.8872 | 13183.50        | 13207.50 | 24.00             | 1.31                               | 1.31            | 1.31    | 1882                       | 46                                  |

Report on 1-hour TSP monitoring  
Action Level ( $\mu\text{g}/\text{m}^3$ ) - 312.5  
Limit Level ( $\mu\text{g}/\text{m}^3$ ) - 500

| Date      | Sampling Time | Weather Condition | Filter paper no. | Filter Weight, g |        | Elapse Time, hr |          | Sampling Time, hr | Flow Rate, $\text{m}^3/\text{min}$ |                 |         | Total Volume, $\text{m}^3$ | TSP Level, $\mu\text{g}/\text{m}^3$ |
|-----------|---------------|-------------------|------------------|------------------|--------|-----------------|----------|-------------------|------------------------------------|-----------------|---------|----------------------------|-------------------------------------|
|           |               |                   |                  | Initial          | Final  | Initial         | Final    |                   | Initial, $Q_{si}$                  | Final, $Q_{sf}$ | Average |                            |                                     |
| 03-May-11 | 09:45         | Fine              | 000226           | 2.7427           | 2.7499 | 13099.50        | 13100.50 | 1.00              | 1.25                               | 1.25            | 1.25    | 75                         | 96                                  |
| 03-May-11 | 10:50         | Fine              | 000235           | 2.7586           | 2.7658 | 13100.50        | 13101.50 | 1.00              | 1.25                               | 1.25            | 1.25    | 75                         | 96                                  |
| 03-May-11 | 13:00         | Fine              | 000261           | 2.7289           | 2.7359 | 13101.50        | 13102.50 | 1.00              | 1.25                               | 1.25            | 1.25    | 75                         | 94                                  |
| 07-May-11 | 08:30         | Fine              | 000387           | 2.7460           | 2.7537 | 13126.50        | 13127.50 | 1.00              | 1.25                               | 1.25            | 1.25    | 75                         | 103                                 |
| 07-May-11 | 09:36         | Fine              | 000337           | 2.7614           | 2.7662 | 13127.50        | 13128.50 | 1.00              | 1.25                               | 1.25            | 1.25    | 75                         | 64                                  |
| 07-May-11 | 13:00         | Fine              | 000372           | 2.7425           | 2.7500 | 13128.50        | 13129.50 | 1.00              | 1.25                               | 1.25            | 1.25    | 75                         | 100                                 |
| 13-May-11 | 10:45         | Rainy             | 000237           | 2.7415           | 2.7493 | 13153.50        | 13154.50 | 1.00              | 1.31                               | 1.31            | 1.31    | 78                         | 100                                 |
| 13-May-11 | 14:04         | Rainy             | 000568           | 2.7682           | 2.7850 | 13154.50        | 13155.50 | 1.00              | 1.31                               | 1.31            | 1.31    | 78                         | 214                                 |
| 13-May-11 | 16:42         | Rainy             | 000566           | 2.7703           | 2.7821 | 13155.50        | 13156.50 | 1.00              | 1.31                               | 1.31            | 1.31    | 78                         | 151                                 |
| 19-May-11 | 10:00         | Fine              | 000392           | 2.7483           | 2.7564 | 13180.50        | 13181.50 | 1.00              | 1.25                               | 1.25            | 1.25    | 75                         | 108                                 |
| 19-May-11 | 14:10         | Fine              | 000531           | 2.8066           | 2.8150 | 13181.50        | 13182.50 | 1.00              | 1.25                               | 1.25            | 1.25    | 75                         | 112                                 |
| 19-May-11 | 15:30         | Fine              | 000533           | 2.7825           | 2.7911 | 13182.50        | 13183.50 | 1.00              | 1.25                               | 1.25            | 1.25    | 75                         | 115                                 |
| 25-May-11 | 09:43         | Fine              | 000410           | 2.7433           | 2.7510 | 13207.50        | 13208.50 | 1.00              | 1.31                               | 1.31            | 1.31    | 78                         | 98                                  |
| 25-May-11 | 10:50         | Fine              | 000471           | 2.7850           | 2.7930 | 13208.50        | 13209.50 | 1.00              | 1.31                               | 1.31            | 1.31    | 78                         | 102                                 |
| 25-May-11 | 13:00         | Fine              | 000473           | 2.7831           | 2.7889 | 13209.50        | 13210.50 | 1.00              | 1.15                               | 1.15            | 1.15    | 69                         | 84                                  |



Location: CMA5a - Children Garden opposite to Pedestrian Plaza

Report on 24-hour TSP monitoring

Action Level ( $\mu\text{g}/\text{m}^3$ ) - 181  
Limit Level ( $\mu\text{g}/\text{m}^3$ ) - 260

181  
260

| Date      | Sampling Time | Weather Condition | Filter paper no. | Filter Weight, g |        | Elapse Time, hr |          | Sampling Time, hr | Flow Rate, $\text{m}^3/\text{min}$ |                 |         | Total Volume, $\text{m}^3$ | TSP Level, $\mu\text{g}/\text{m}^3$ |
|-----------|---------------|-------------------|------------------|------------------|--------|-----------------|----------|-------------------|------------------------------------|-----------------|---------|----------------------------|-------------------------------------|
|           |               |                   |                  | Initial          | Final  | Initial         | Final    |                   | Initial, $Q_{si}$                  | Final, $Q_{sf}$ | Average |                            |                                     |
| 30-Apr-11 | 08:00         | Fine              | 000366           | 2.7318           | 2.9027 | 14130.73        | 14154.73 | 24.00             | 1.18                               | 1.18            | 1.18    | 1700                       | 101                                 |
| 06-May-11 | 08:00         | Sunny             | 000404           | 2.7548           | 2.8246 | 14157.73        | 14181.73 | 24.00             | 1.14                               | 1.14            | 1.14    | 1642                       | 42                                  |
| 12-May-11 | 08:00         | Fine              | 000432           | 2.8224           | 2.9194 | 14184.73        | 14208.73 | 24.00             | 1.14                               | 1.04            | 1.09    | 1567                       | 62                                  |
| 18-May-11 | 08:00         | Fine              | 000156           | 2.7825           | 2.9044 | 14211.73        | 14235.73 | 24.00             | 1.19                               | 1.19            | 1.19    | 1709                       | 71                                  |
| 24-May-11 | 08:00         | Fine              | 000447           | 2.7525           | 2.8473 | 14238.73        | 14262.73 | 24.00             | 1.20                               | 1.19            | 1.19    | 1719                       | 55                                  |

Report on 1-hour TSP monitoring

Action Level ( $\mu\text{g}/\text{m}^3$ ) - 332  
Limit Level ( $\mu\text{g}/\text{m}^3$ ) - 500

| Date      | Sampling Time | Weather Condition | Filter paper no. | Filter Weight, g |        | Elapse Time, hr |          | Sampling Time, hr | Flow Rate, $\text{m}^3/\text{min}$ |                 |         | Total Volume, $\text{m}^3$ | TSP Level, $\mu\text{g}/\text{m}^3$ |
|-----------|---------------|-------------------|------------------|------------------|--------|-----------------|----------|-------------------|------------------------------------|-----------------|---------|----------------------------|-------------------------------------|
|           |               |                   |                  | Initial          | Final  | Initial         | Final    |                   | Initial, $Q_{si}$                  | Final, $Q_{sf}$ | Average |                            |                                     |
| 03-May-11 | 09:00         | Fine              | 000271           | 2.7368           | 2.7450 | 14154.73        | 14155.73 | 1.00              | 1.26                               | 1.26            | 1.26    | 75                         | 109                                 |
| 03-May-11 | 10:15         | Fine              | 000275           | 2.7287           | 2.7330 | 14155.73        | 14156.73 | 1.00              | 1.26                               | 1.25            | 1.25    | 75                         | 57                                  |
| 03-May-11 | 13:00         | Fine              | 000276           | 2.7448           | 2.7499 | 14156.73        | 14157.73 | 1.00              | 1.25                               | 1.25            | 1.25    | 75                         | 68                                  |
| 07-May-11 | 10:00         | Fine              | 000430           | 2.8095           | 2.8166 | 14181.73        | 14182.73 | 1.00              | 1.19                               | 1.19            | 1.19    | 71                         | 99                                  |
| 07-May-11 | 11:00         | Fine              | 000402           | 2.7476           | 2.7554 | 14182.73        | 14183.73 | 1.00              | 1.19                               | 1.19            | 1.19    | 71                         | 109                                 |
| 07-May-11 | 14:35         | Fine              | 000403           | 2.7388           | 2.7466 | 14183.73        | 14184.73 | 1.00              | 1.19                               | 1.19            | 1.19    | 71                         | 109                                 |
| 13-May-11 | 09:30         | Rainy             | 000437           | 2.7811           | 2.7866 | 14208.73        | 14209.73 | 1.00              | 1.19                               | 1.19            | 1.19    | 71                         | 77                                  |
| 13-May-11 | 10:30         | Rainy             | 000438           | 2.7910           | 2.7983 | 14209.73        | 14210.73 | 1.00              | 1.19                               | 1.19            | 1.19    | 71                         | 102                                 |
| 13-May-11 | 13:00         | Rainy             | 000436           | 2.7877           | 2.7976 | 14210.73        | 14211.73 | 1.00              | 1.19                               | 1.19            | 1.19    | 71                         | 139                                 |
| 19-May-11 | 09:00         | Fine              | 000435           | 2.7833           | 2.7914 | 14235.73        | 14236.73 | 1.00              | 1.19                               | 1.19            | 1.19    | 71                         | 114                                 |
| 19-May-11 | 10:30         | Fine              | 000443           | 2.7718           | 2.7793 | 14236.73        | 14237.73 | 1.00              | 1.19                               | 1.19            | 1.19    | 71                         | 105                                 |
| 19-May-11 | 13:45         | Fine              | 000445           | 2.7686           | 2.7760 | 14237.73        | 14238.73 | 1.00              | 1.19                               | 1.19            | 1.19    | 71                         | 104                                 |
| 25-May-11 | 09:15         | Fine              | 000464           | 2.7748           | 2.7831 | 14262.73        | 14263.73 | 1.00              | 1.19                               | 1.19            | 1.19    | 72                         | 116                                 |
| 25-May-11 | 11:00         | Fine              | 000141           | 2.7923           | 2.8001 | 14263.73        | 14264.73 | 1.00              | 1.19                               | 1.19            | 1.19    | 72                         | 109                                 |
| 25-May-11 | 13:00         | Fine              | 000468           | 2.7893           | 2.7956 | 14264.73        | 14265.73 | 1.00              | 0.99                               | 0.99            | 0.99    | 60                         | 106                                 |



Location: CMA6a - WD2 PRE Office

## Report on 24-hour TSP monitoring

Action Level - 187.3  $\mu\text{g}/\text{m}^3$ Limit Level - 260  $\mu\text{g}/\text{m}^3$ 

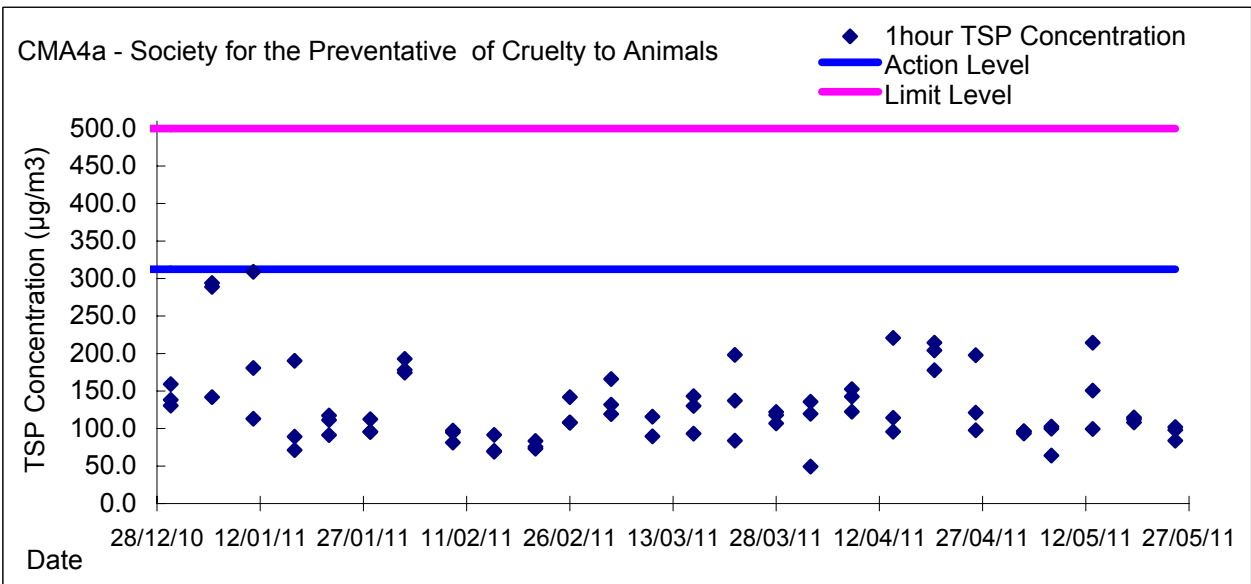
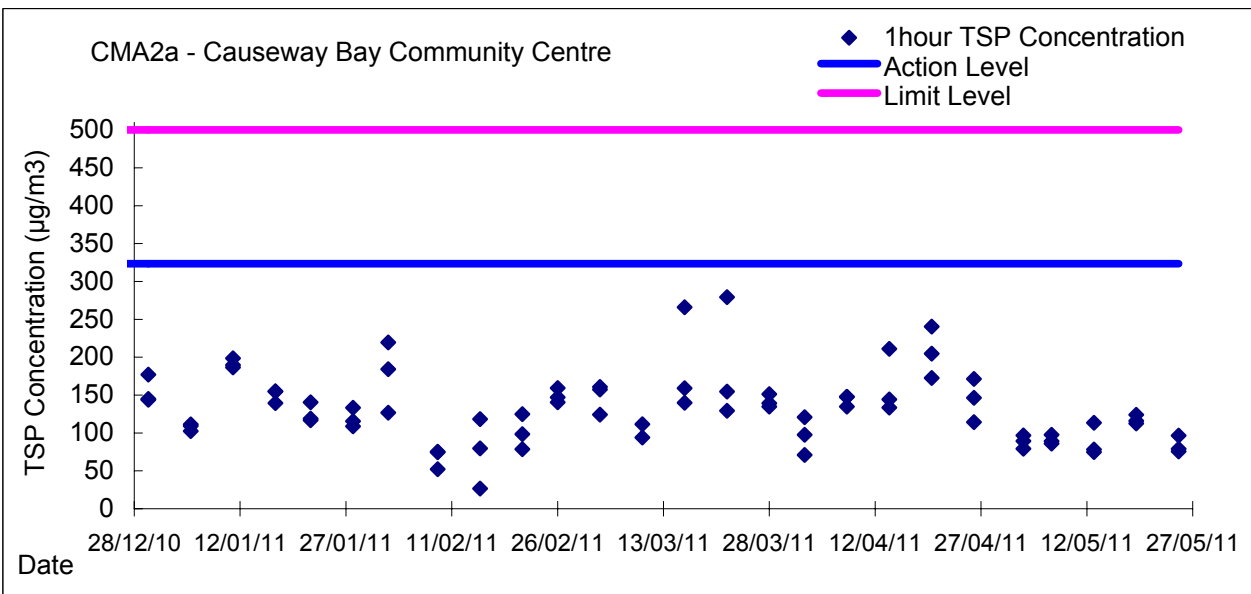
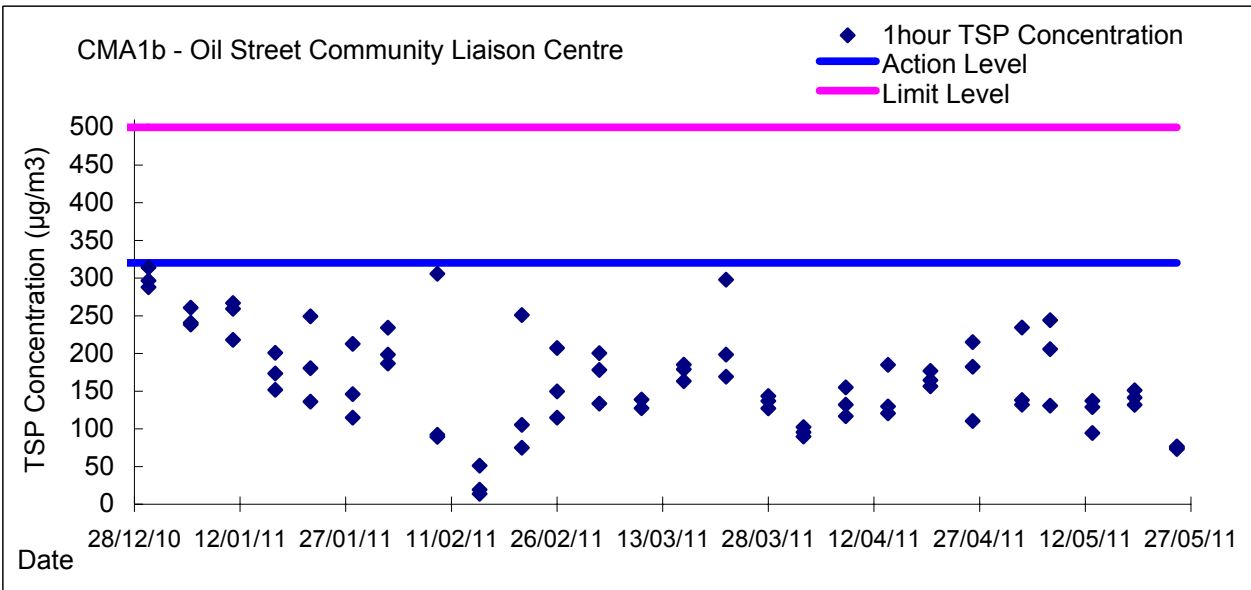
| Date      | Sampling Time | Weather Condition | Filter paper no. | Filter Weight, g |        | Elapse Time, hr |          | Sampling Time, hr | Flow Rate, $\text{m}^3/\text{min}$ |                 |         | Total Volume, $\text{m}^3$ | TSP Level, $\mu\text{g}/\text{m}^3$ |
|-----------|---------------|-------------------|------------------|------------------|--------|-----------------|----------|-------------------|------------------------------------|-----------------|---------|----------------------------|-------------------------------------|
|           |               |                   |                  | Initial          | Final  | Initial         | Final    |                   | Initial, $Q_{si}$                  | Final, $Q_{sf}$ | Average |                            |                                     |
| 30-Apr-11 | 08:00         | Fine              | 000264           | 2.7457           | 2.9201 | 12452.22        | 12476.22 | 24.00             | 1.25                               | 1.25            | 1.25    | 1803                       | 97                                  |
| 06-May-11 | 08:00         | Fine              | 000274           | 2.7476           | 2.8675 | 12479.22        | 12503.22 | 24.00             | 1.25                               | 1.25            | 1.25    | 1803                       | 66                                  |
| 12-May-11 | 08:00         | Fine              | 000405           | 2.7580           | 2.8603 | 12506.22        | 12530.22 | 24.00             | 1.23                               | 1.24            | 1.24    | 1784                       | 57                                  |
| 18-May-11 | 08:00         | Fine              | 000434           | 2.7825           | 2.9081 | 12533.22        | 12557.22 | 24.00             | 1.24                               | 1.24            | 1.24    | 1781                       | 71                                  |
| 24-May-11 | 08:00         | Fine              | 000448           | 2.7566           | 2.8500 | 12560.22        | 12584.22 | 24.00             | 1.25                               | 1.24            | 1.24    | 1792                       | 52                                  |

## Report on 1-hour TSP monitoring

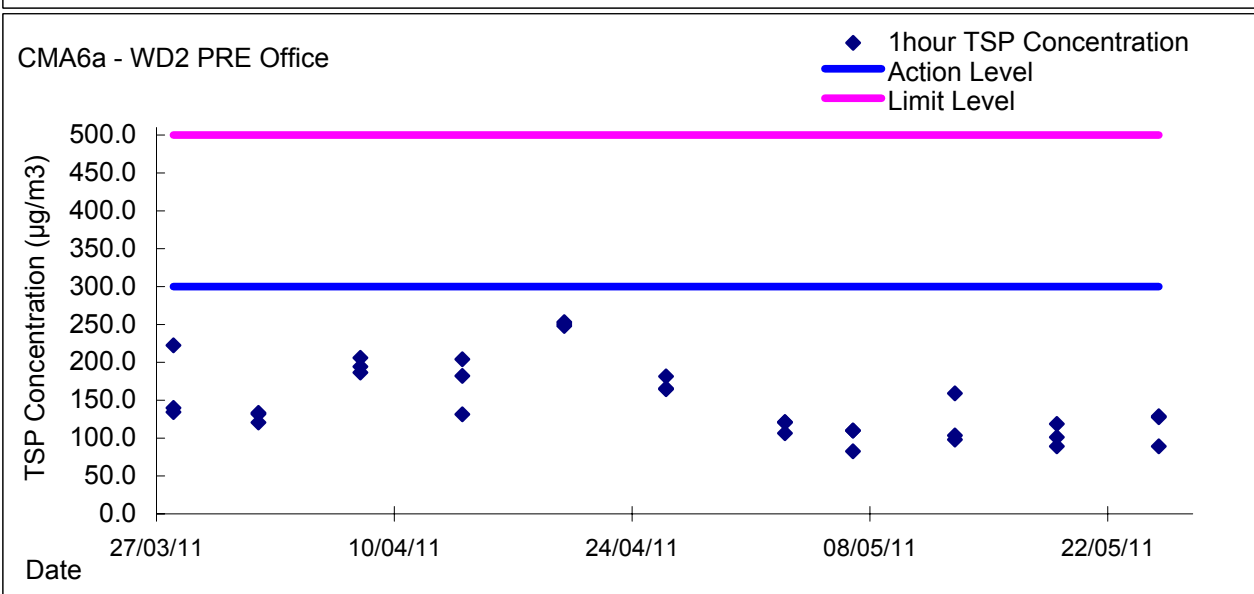
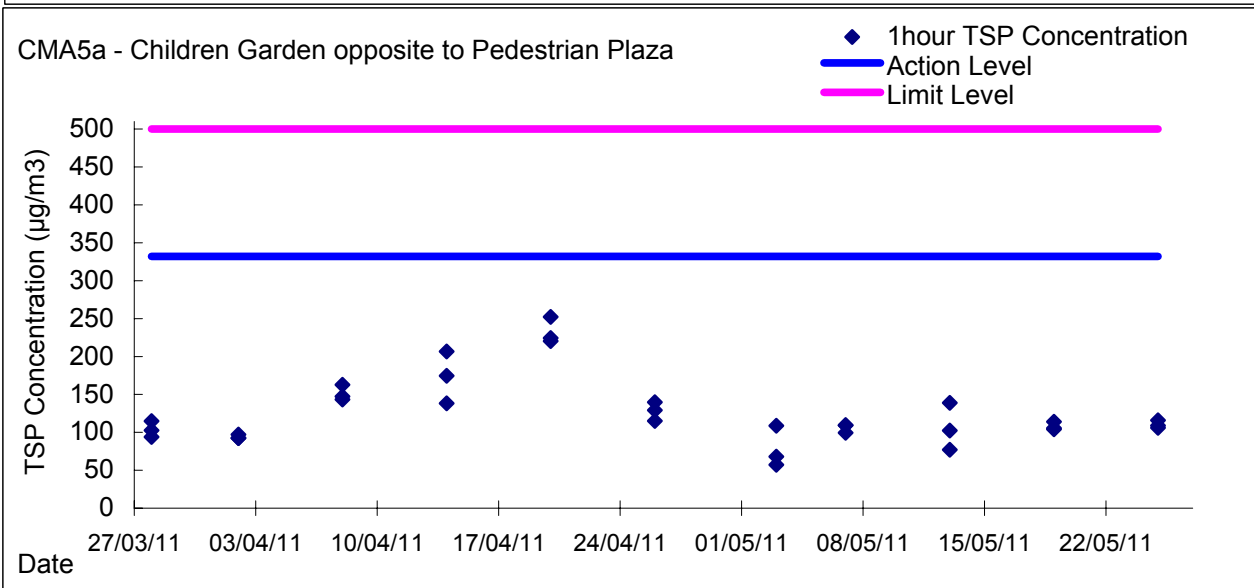
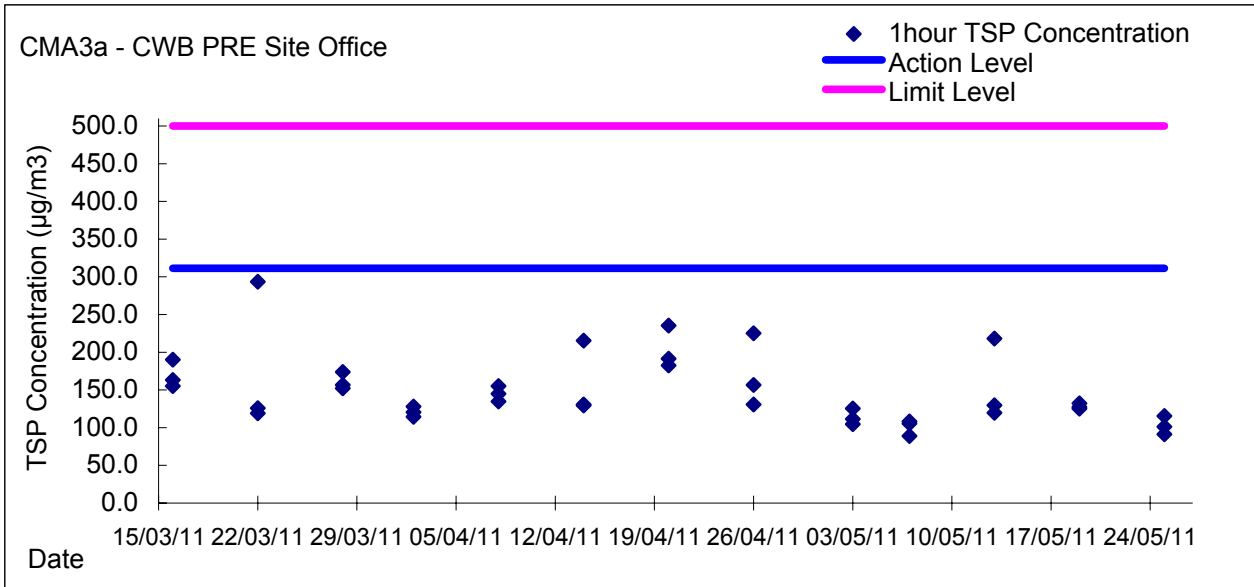
Action Level - 300.1  $\mu\text{g}/\text{m}^3$ Limit Level - 500  $\mu\text{g}/\text{m}^3$ 

| Date      | Sampling Time | Weather Condition | Filter paper no. | Filter Weight, g |        | Elapse Time, hr |          | Sampling Time, hr | Flow Rate, $\text{m}^3/\text{min}$ |                 |         | Total Volume, $\text{m}^3$ | TSP Level, $\mu\text{g}/\text{m}^3$ |
|-----------|---------------|-------------------|------------------|------------------|--------|-----------------|----------|-------------------|------------------------------------|-----------------|---------|----------------------------|-------------------------------------|
|           |               |                   |                  | Initial          | Final  | Initial         | Final    |                   | Initial, $Q_{si}$                  | Final, $Q_{sf}$ | Average |                            |                                     |
| 03-May-11 | 08:45         | Fine              | 000270           | 2.7440           | 2.7531 | 12476.22        | 12477.22 | 1.00              | 1.26                               | 1.26            | 1.26    | 75                         | 121                                 |
| 03-May-11 | 10:00         | Fine              | 000272           | 2.7469           | 2.7549 | 12477.22        | 12478.22 | 1.00              | 1.25                               | 1.25            | 1.25    | 75                         | 107                                 |
| 03-May-11 | 13:00         | Fine              | 000273           | 2.7331           | 2.7422 | 12478.22        | 12479.22 | 1.00              | 1.25                               | 1.25            | 1.25    | 75                         | 121                                 |
| 07-May-11 | 08:00         | Fine              | 000431           | 2.8169           | 2.8233 | 12503.22        | 12504.22 | 1.00              | 1.29                               | 1.29            | 1.29    | 77                         | 83                                  |
| 07-May-11 | 09:22         | Fine              | 000400           | 2.7111           | 2.7196 | 12504.22        | 12505.22 | 1.00              | 1.29                               | 1.29            | 1.29    | 77                         | 110                                 |
| 07-May-11 | 10:45         | Fine              | 000401           | 2.7430           | 2.7515 | 12505.22        | 12506.22 | 1.00              | 1.29                               | 1.29            | 1.29    | 77                         | 110                                 |
| 13-May-11 | 09:45         | Rainy             | 000440           | 2.7922           | 2.7995 | 12530.22        | 12531.22 | 1.00              | 1.24                               | 1.24            | 1.24    | 74                         | 98                                  |
| 13-May-11 | 10:47         | Rainy             | 000441           | 2.7649           | 2.7726 | 12531.22        | 12532.22 | 1.00              | 1.24                               | 1.24            | 1.24    | 74                         | 104                                 |
| 13-May-11 | 13:00         | Rainy             | 000439           | 2.7733           | 2.7851 | 12532.22        | 12533.22 | 1.00              | 1.24                               | 1.24            | 1.24    | 74                         | 159                                 |
| 19-May-11 | 09:45         | Fine              | 000442           | 2.7571           | 2.7659 | 12557.22        | 12558.22 | 1.00              | 1.24                               | 1.24            | 1.24    | 74                         | 119                                 |
| 19-May-11 | 11:00         | Fine              | 000444           | 2.7698           | 2.7764 | 12558.22        | 12559.22 | 1.00              | 1.24                               | 1.24            | 1.24    | 74                         | 89                                  |
| 19-May-11 | 13:32         | Fine              | 000446           | 2.7512           | 2.7587 | 12559.22        | 12560.22 | 1.00              | 1.24                               | 1.24            | 1.24    | 74                         | 101                                 |
| 25-May-11 | 09:10         | Fine              | 000463           | 2.7674           | 2.7774 | 12584.22        | 12585.22 | 1.00              | 1.29                               | 1.29            | 1.29    | 78                         | 129                                 |
| 25-May-11 | 10:15         | Fine              | 000466           | 2.7763           | 2.7862 | 12585.22        | 12586.22 | 1.00              | 1.29                               | 1.29            | 1.29    | 78                         | 128                                 |
| 25-May-11 | 13:00         | Fine              | 000449           | 2.7620           | 2.7700 | 12586.22        | 12587.22 | 1.00              | 1.49                               | 1.49            | 1.49    | 90                         | 89                                  |

**Graphic Presentation of 1 hour TSP Result**

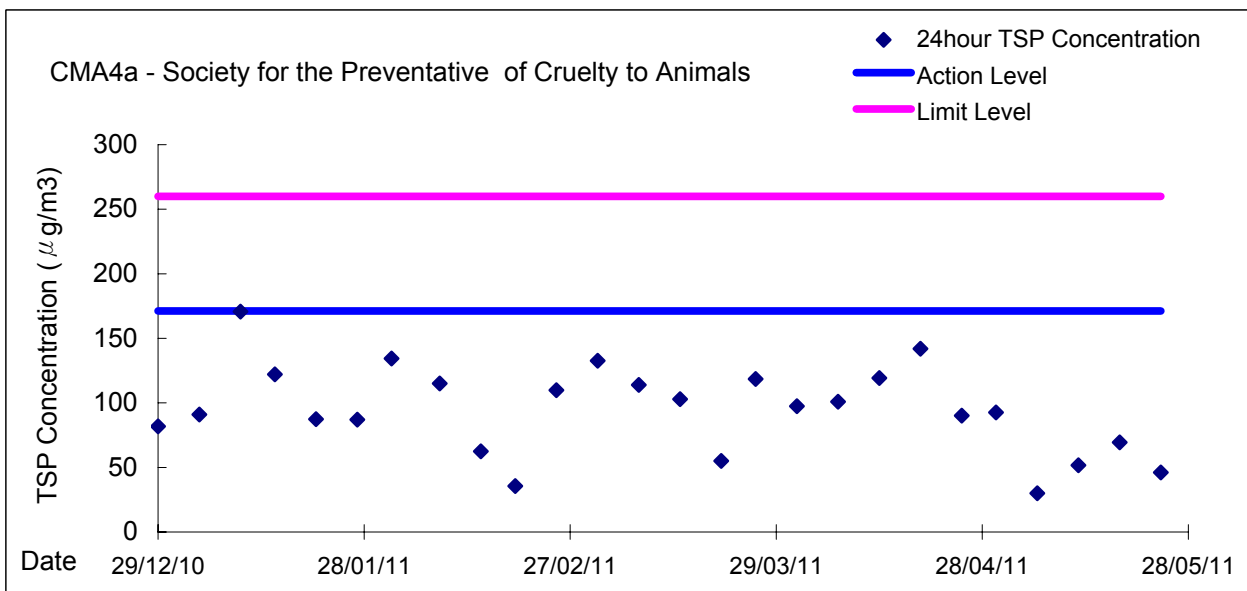
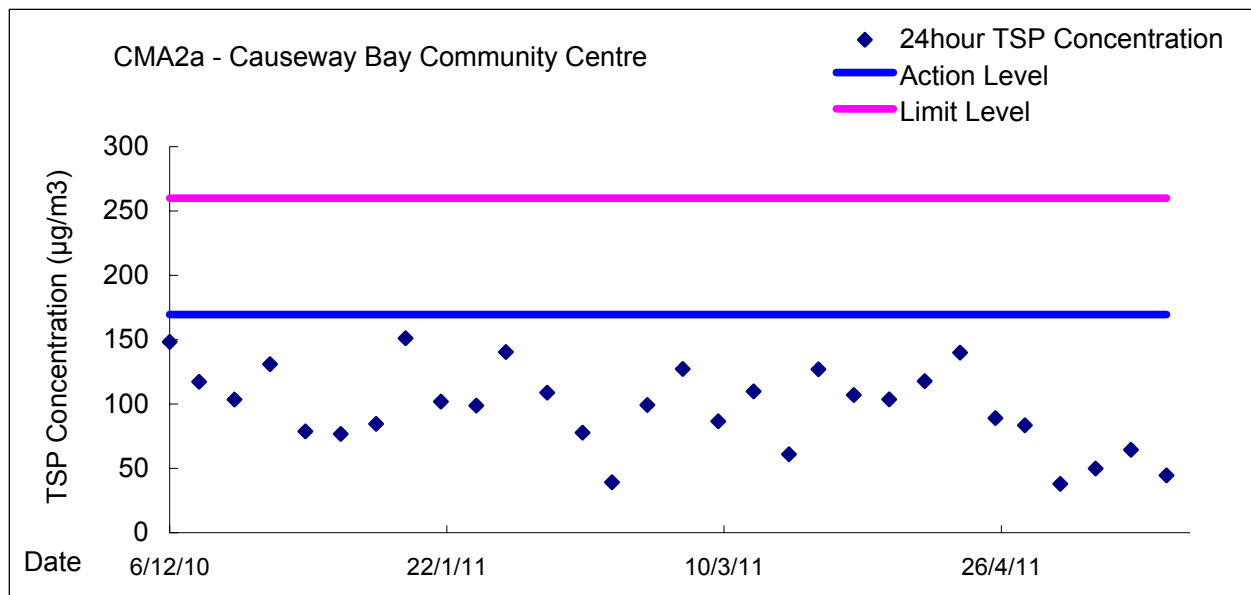
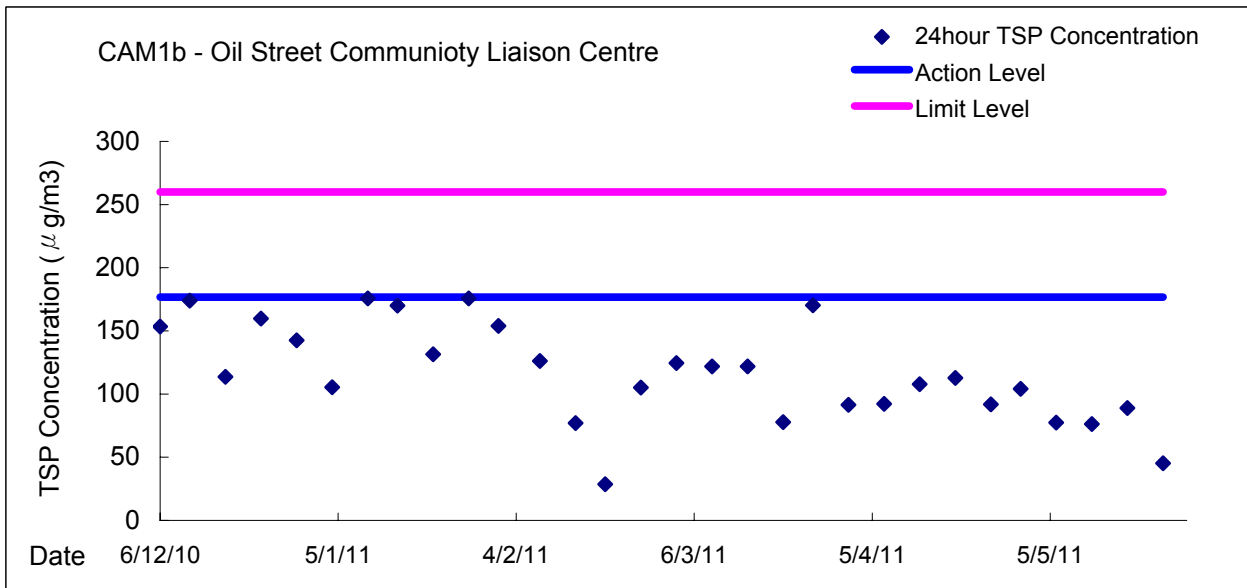


**Graphic Presentation of 1 hour TSP Result**





**Graphic Presentation of 24 hour TSP Result**



**Graphic Presentation of 24 hour TSP Result**

